



Escondido Cadet Squadron 714

Cadet Basic Training – Week One

Introduction to Civil Air Patrol

Welcome to the Civil Air Patrol! By now, you are no doubt familiar with the many opportunities available to you as a Cadet in the all volunteer auxiliary of the United States Air Force. Your time as a Cadet in the Civil Air Patrol will include many rewarding experiences. The key to your success as a Cadet begins here in the Escondido Cadet Squadron Cadet Basic Training (CBT) program. This structured, 5-week program will teach you all the necessary knowledge required to be successful as a beginning Cadet within the program. Upon graduation of the CBT program, you will attain your first achievement and the grade of Cadet Airman. Perfect attendance during this portion of the program is mandatory.

All members are required to log on and check the squadron website (<http://sq714.cawg.cap.gov>) many times per week. Squadron meeting schedules can be found by clicking the “Calendar / Events” link on the left-hand side of the homepage. The website should be your *first resource* for information and answers to possible questions you may have. In addition, important communications are frequently sent out via e-mail, and your success depends on your diligence in checking your e-mail many times per week.

As a new Cadet, you will also be required to complete the required online testing for operational security (OPSEC), equal opportunity (EO), and basic ground aircraft handling. Instructions to complete these tests can be found in your “New Member Information Packet”. If you have not received this, please inform your flight staff.

- **Introduction of Cadet Basic Training flight staff**
- **Squadron welcome and familiarization**
 - Expectations
 - Note-taking responsibility
 - Weekly studying of materials
- **Cadet Basic Training (CBT) program overview**
 - 8-week program
 - Perfect attendance required
 - Training objectives:
 - General John F. Curry Achievement Exam
 - Cadet Physical Fitness Test (CPFT)
 - Proficiency in Drill and Ceremonies
 - Preparation for a successful Review Board
 - Thorough familiarity with the Cadet Program
- **Civil Air Patrol missions**
 - Aerospace Education
 - Emergency Services
 - Cadet Programs
- **The CAP Cadet Program**
 - Purpose of the Cadet Program
 - Aerospace education and testing
 - Leadership education and testing
 - Cadet Physical Fitness Testing (CPFT)
 - Moral Leadership participation
 - Attendance and participation in squadron activities
- **Activities**
 - Bivouacs
 - Orientation flights
 - Emergency Services (ES) activities
 - Leadership training through Integrated Leadership Program schools.
 - Aerospace Education training activities (i.e. model rocketry)
 - Air shows
 - Recruiting events
 - National Cadet Special Activities (IACE, PJOC, NBB, NFA, etc.)

And many more...

Civil Air Patrol History

BACKGROUND

Our history dates back to World War II, when civilian pilots flew their private aircraft from the Atlantic coast, patrolling America's shores for German U-boats. With most of the Army Air Corps aircraft deployed in Europe, Africa, and the Pacific, only the Civil Air Patrol (CAP), established just 6 days before Pearl Harbor on Dec. 1, 1941, was left to search for enemy subs. When a U-boat was found, CAP pilots called in air strikes against the subs. German U-boat commanders quickly recognized the threat of these tiny, civil, aircraft. U-boats would crash-dive upon sighting a CAP aircraft. Many German sub crews would try to shoot down CAP aircraft.

As a result, the Army Air Corps began arming CAP planes with bombs. Two German U-boats were sunk by CAP aircraft. But victory was not without its price. CAP aircraft that were shot down left their crews with little chance of survival in the cold Atlantic waters. As a result, CAP quickly learned the art of search and rescue, taking care of their own in the process. These early CAP pilots came to be known as the Flying Minutemen. These civilians, with no formal military training, would leave their homes and families in the morning, go to fight in war, and return home for supper. They were the only men to do anything of the sort since the Revolutionary War.

In 1946, Congress granted a charter to Civil Air Patrol, charging its members with three missions. First, CAP was to promote aviation. As years passed, that mission expanded to include aerospace education as well. Second, CAP was to provide a training program to support the nation's youth in contributing to society and preparing for successful adult lives. Finally, CAP was to continue its emergency services, the work for which CAP is still best known today.

MISSIONS

Aerospace Education - CAP maintains both internal and external aerospace education programs. CAP members, both adults and cadets, follow a rigorous program to learn about aviation and aerospace principles. CAP also reaches out to the general public through a special program for teachers at all grade levels. Through this program, CAP provides free classroom materials and lesson plans for aerospace education and each year sponsors the premier national conference in this field.

Cadet Programs - Civil Air Patrol's cadet program is a traditional military-style cadet program. CAP cadets wear modified versions of Air Force uniforms, hold rank and grade, and practice military customs and courtesies. They are also required to maintain physical fitness standards and are tested on their fitness and their knowledge of leadership and aerospace subjects for each promotion. This program is similar to that of the Air Force Junior Reserve Officer Training Corps (JROTC) primarily because the Air Force JROTC program was 'cloned' from the CAP Cadet Program in the 1960s. However, there are several key differences between the two programs. Cadet Program operates at a local unit (squadron) level with weekly meetings and weekend activities but also has national and wing-sponsored events, including week-long and multi-week summer activities, of which encampments are an example.

Emergency Services - Best known for its members' work in search and rescue and disaster relief missions, CAP is expanding its role in the 21st century to include an increasing number of homeland security operations and exercises. CAP also performs counter-drug reconnaissance missions at the request of law enforcement agencies and can do radiological monitoring and damage assessment. CAP members undergo rigorous training to perform these missions safely and cost-effectively.

More on Civil Air Patrol history will be coming in future weeks.

Drill & Ceremonies Beginning Instruction

The following instruction is to be completed indoors. No marching is necessary.

Drill and ceremonies in Civil Air Patrol provides an ideal opportunity for members to work as a team. On the drill field the individual learns to participate as a member of a team, to appreciate the need for discipline; that is to respond to authority, to follow orders promptly and precisely, and to recognize the effect of his actions on the group as a whole. Learning to follow is the beginning of leadership.

By participating as a team on the drill field the CAP unit will experience a higher morale, esprit de corps, and enthusiastic teamwork. However, the most important reason for using drill in the leadership laboratory is that it is a means by which you can gradually progress from the simple to the difficult in performing these drill movements, you start with the simple, basic facings, and advance to the elaborate maneuvers of a full review. In solving the leadership problems that arise during this process, you will start with the relatively simple problems of the Element Leaders and progress to the complex problems of the Cadet Commander.

There are two parts to a drill command, the preparatory command and the command of execution. The preparatory command is informational; it indicates **what** movement to execute. The command of execution tells you **when** to do it. For example, in the command “To the Rear, MARCH,” the preparatory command is “To the Rear” while the command of execution is “MARCH.”

The Civil Air Patrol reference for drill & ceremonies is Air Force Manual (AFMAN) 36-2203.

There are **two** parts to most drill commands you will hear:

1. The preparatory command is informational, and indicates what movement to execute.
2. The command of execution tells you when to execute the drill movement.

Example: “Forward, *march!*” - “Forward” is the *preparatory command* whereas “march!” is the *command of execution*.

- | | |
|----------------|-------------------------|
| 1. Attention | 4. At Ease |
| 2. Parade Rest | 5. Sitting at Attention |
| 3. Rest | 6. Sitting at Ease |










Example:

“Flight, *attention!*”







At the position of attention, you will stand erect with your legs straight, however, not locking your knees. Hold your head up and keep your chin in. Fix your eyes on a point straight ahead. Hold your arms straight down, with your thumbs along the sides of your trousers. Keep your arms tightly against your body, and press your hands and your wrists tightly against your body. Cup your hands as if you were holding a roll of pennies. Stand with your heels together and your feet forming a 45-degree angle. You are now at the position of attention!

Civil Air Patrol Grade Structure





CADET ENLISTED GRADES

	Cadet Airman Basic	C/AB Addressed as "Cadet"
	Cadet Airman	C/Amn Addressed as "Cadet"
	Cadet Airman 1st Class	C/A1C Addressed as "Cadet"
	Cadet Senior Airman	C/SrA Addressed as "Cadet"
	Cadet Staff Sergeant	C/SSgt Addressed as "Sergeant"
	Cadet Technical Sergeant	C/TSgt Addressed as "Sergeant"
	Cadet Master Sergeant	C/MSgt Addressed as "Sergeant"
	Cadet Senior Master Sergeant	C/SMSgt Addressed as "Sergeant"
	Cadet Chief Master Sergeant	C/CMSgt Addressed as "Chef"




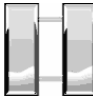





CADET OFFICER GRADES (ages 12-21)

	Cadet Second Lieutenant	C/2d Lt Addressed as "Sir / Ma'am"
	Cadet First Lieutenant	C/1st Lt Addressed as "Sir / Ma'am"
	Cadet Captain	C/Capt Addressed as "Sir / Ma'am"
	Cadet Major	C/Maj Addressed as "Sir / Ma'am"
	Cadet Lieutenant Colonel	C/Lt Col Addressed as "Sir / Ma'am"
	Cadet Colonel	C/Col Addressed as "Sir / Ma'am"

FLIGHT OFFICER GRADES (ages 18-20)

	Senior Member (with out grade)	SM Addressed as "Sir / Ma'am"
	Flight Officer	FO Addressed as "Sir / Ma'am"
	Technical Flight Officer	TFO Addressed as "Sir / Ma'am"
	Senior Flight Officer	SFO Addressed as "Sir / Ma'am"

FLIGHT OFFICER GRADES (ages 21+)

	Senior Member (with out grade)	SM Addressed as "Sir / Ma'am"
	Second Lieutenant (Gold)	2^d Lt Addressed as "Sir / Ma'am"
	First Lieutenant (Silver)	1st Lt Addressed as "Sir / Ma'am"
	Captain	Capt Addressed as "Sir / Ma'am"
	Major (Gold)	Maj Addressed as "Sir / Ma'am"
	Lieutenant Colonel (Silver)	Lt Col Addressed as "Sir / Ma'am"
	Colonel	Col Addressed as "Sir / Ma'am"
	Brigadier General	Brig Gen Addressed as "Sir / Ma'am" or "General"
	Major General	Maj Gen Addressed as "Sir / Ma'am" or "General"

Cadet Memory Work

Aside from being a promotion requirement, memory work not only serves as that, but also in helping to provide good discipline, judgment and habits gained from the messages contained in these pieces. Below are the necessary bits of memory work required as part of your promotion review boards.

Civil Air Patrol Cadet Oath

I pledge that I will serve faithfully in the Civil Air Patrol Cadet Program and that I will attend meetings regularly, participate actively in unit activities, obey my officers, wear my uniform properly, and advance my education and training rapidly to prepare myself to be of service to my community, state, and nation.

California Wing Cadet Honor Code

On my honor as a Civil Air Patrol cadet of the California Wing, I will not lie, cheat, steal, or commit any act of intentional dishonesty or tolerate those who do.

Definition of Leadership

Leadership is the art of influencing and directing people in a way that will win their obedience, confidence, respect and loyal cooperation in achieving a common objective.

Definition of Military Discipline

Military discipline is that mental attitude and state of training which renders obedience instinctive under all conditions. It is founded upon respect for, and the loyalty to properly constituted authority.

Value of Drill and Ceremonies

On the Drill field the individual learns to participate as a member of a team, to appreciate the need for discipline, that is to respond to authority, to follow orders promptly and precisely and to recognize the effects of his actions on the group as a whole. Learning to follow is the beginning of leadership.

Air Force Core Values

Integrity first, service before self, and excellence in all we do.

Civil Air Patrol Motto

Semper Vigilans (Always Vigilant)

Escondido Cadet Squadron Motto

Paratus et Fidelis (Ready and Faithful)

Escondido Cadet Squadron Charter Number

PCR-CA-803

Basic Cadet Questions & Answers (Q&A)

QUESTION: *When asked a question, what are the three standard, proper responses?*

ANSWER: *“Yes, sir / ma’am / sergeant”, “No, sir / ma’am / sergeant”, “No excuse, sir / ma’am / sergeant.”*

QUESTION: *When asked to recite a piece of memory work, what is the proper format to do so/*

ANSWER: *“Sir / ma’am / sergeant, the [name of memory work piece] is as follows, [recite memory work].”*

QUESTION: *What is the Civil Air Patrol motto?*

ANSWER: *Semper Vigilans - Always Vigilant*

QUESTION: *When asked a question, what are the three standard, proper responses?*

ANSWER: *“Yes, sir / ma’am / sergeant”, “No, sir / ma’am / sergeant”, “No excuse, sir / ma’am / sergeant.”*

QUESTION: *Where does a Cadet look while at the position of attention?*

ANSWER: *Infinity; A point straight ahead.*

QUESTION: *What is drill?*

ANSWER: *Drill consists of certain movements by which the flight or squadron is moved in an orderly manner from one formation to another, or from one location to another.*

QUESTION: *What is a “charter number”? What is ours?*

ANSWER: *A charter number is a set of numbers and letters used to administratively identify a specific squadron within Civil Air Patrol. The first three letters identify the region, (ours being PCR, for Pacific Region), the next two letters identify the wing (ours being CA, for California Wing), and the last three numbers identify the specific squadron (our three being 803). Our full charter number is PCR-CA-803. (The last three numbers in the charter number are not the same as those within our squadron name; Escondido Cadet Squadron 714.)*

QUESTION: *What group is our squadron a part of?*

ANSWER: *Escondido Cadet Squadron 714 belongs to California Wing’s South Coast Group 7.*

QUESTION: *What is our unit’s proper name?*

ANSWER: *Escondido Cadet Squadron 714*